

Petit Papa Noël

Piano (Niveau 1)

Arrangé par Caroline Chevalier

$\text{♩} = 60$

1 3 3 3 4 3 1 2

Pe - tit pa - pa No - ël Quand tu

5 1 5 1

Detailed description: This system contains the first two measures of the piano accompaniment. The right hand starts with a quarter note G4 (finger 1), followed by a half note chord of A4 and B4 (finger 3), then a quarter note chord of C5 and D5 (finger 3), another quarter note chord of E5 and F5 (finger 3), a quarter note G5 (finger 4), and a dotted quarter note F5 (finger 3). The left hand has a whole rest in the first measure, followed by a half note G3 (finger 5), a half note F3 (finger 1), a half note E3 (finger 5), and a whole note D3 (finger 1).

4 3 4 3 2

des - cen - dras du ciel a -

5 1 5 1

Detailed description: This system contains the next two measures. The right hand continues with a quarter note G5 (finger 4), a half note chord of A5 and B5 (finger 3), a quarter note chord of C6 and D6 (finger 4), another quarter note chord of E6 and F6 (finger 3), and a dotted quarter note E6 (finger 2). The left hand has a half note G3 (finger 5), a half note F3 (finger 1), a half note E3 (finger 5), and a whole note D3 (finger 1).

6 1 2 3 4 3 2 1

vec des jou - ets par mil - liers N'ou - blie

2 1

Detailed description: This system contains the next two measures. The right hand starts with a dotted quarter note G5 (finger 1), followed by an eighth note F5 (finger 2), a quarter note chord of E5 and D5 (finger 3), a quarter note chord of C5 and B4 (finger 4), a quarter note chord of B4 and A4 (finger 3), a quarter note G4 (finger 2), and a dotted quarter note G4 (finger 1). The left hand has a whole note G3 (finger 2) in the first measure, followed by a whole note F3 (finger 1) in the second measure.


8 1

pas mon pe - tit sou - lier Mais

3 2 1

Detailed description: This system contains the final two measures. The right hand starts with a half note G4 (finger 1), followed by a quarter note chord of A4 and B4 (finger 1), a quarter note chord of C5 and D5 (finger 1), a quarter note chord of E5 and F5 (finger 1), and a dotted quarter note G5 (finger 1). The left hand has a half note G3 (finger 3), a half note F3 (finger 2), a half note E3 (finger 1), and a whole note D3 (finger 1).


10



a - vant de par - tir Il fau -

5 1 5 1


12



dra bien te cou - vrir De -

5 1 5 1


14



hors tu vas a - voir si froid C'est un

2 1

16



peu à cau - se de

Ralenti.....

5 2 1 3 5